


TPC6000-A2152

21.5-inch Intel Bay trail fanless industrial panel PC



Touch Panel PC



Specifications

System

Processor : Onboard Intel Bay trail J1900/E3845 quad-core processor, clock 2.0/1.9GHz

Chipset : Intel Bay trail SOC (TDP10W)

Memory : Support DDR3 2G/4G/8G memory

Hard disk : Support SATA 2.5" SSD, HDD and mSATA

Display : Integrated Graphics, support VGA&HDMI

Watchdog : Programmable from 1 to 25 seconds

OS : Win7/Win8/WES7/Linux/Android

I/O port

LAN : 2 Realtek RTL8111F 1000 Mbps Ethernet port

COM : 6 RS232 (COM1, COM5 and COM6 optional RS485)

USB : 1 USB 3.0 and 3 USB2.0 ports

Speaker : Built-in small Speaker

Expansion : 1 Mini-PCIe slots, scalable 3G, Wifi card

Other I/O : Power switch, DC IN, VGA, HDMI

LCD

Size / Type : 21.5" TFT LCD

Resolution : 1920x1080

Backlit : LED with MTBF 30000 hours

Brightness : 250cd/sqm

Display area : 476.64x268.11mm

Institutional

Front Panel : Aluminum-magnesium alloy die-casting, cover with PET film, IP65 degree of protection

Box structure : High-strength sheet metal structure, high temperature paint handling

Cooling mode : Large area designed finned heat sinks

Mounting : Supports Panel and VESA mounting

Overall size : 550x342x88mm(WxHxD)

Case Size : 530x322x80mm(WxHxD)

Hole Size : 533x325mm(WxH)

Weight : 8kg

Touch screen

Size / Type : 21.5 inch High Temperature five-wire resistive screen

Resolution : 4096x4096

Click life : 250g efforts, 35 million times

Draw life : 250g efforts, 5 million times

Transmittance : More than 81%

Power and Environmental

Working tem. : 0~+50°C (Electronic disk)

Storage tem. : -30~+70°C

Relative humidity : 10~95%@40°C (No condensation)

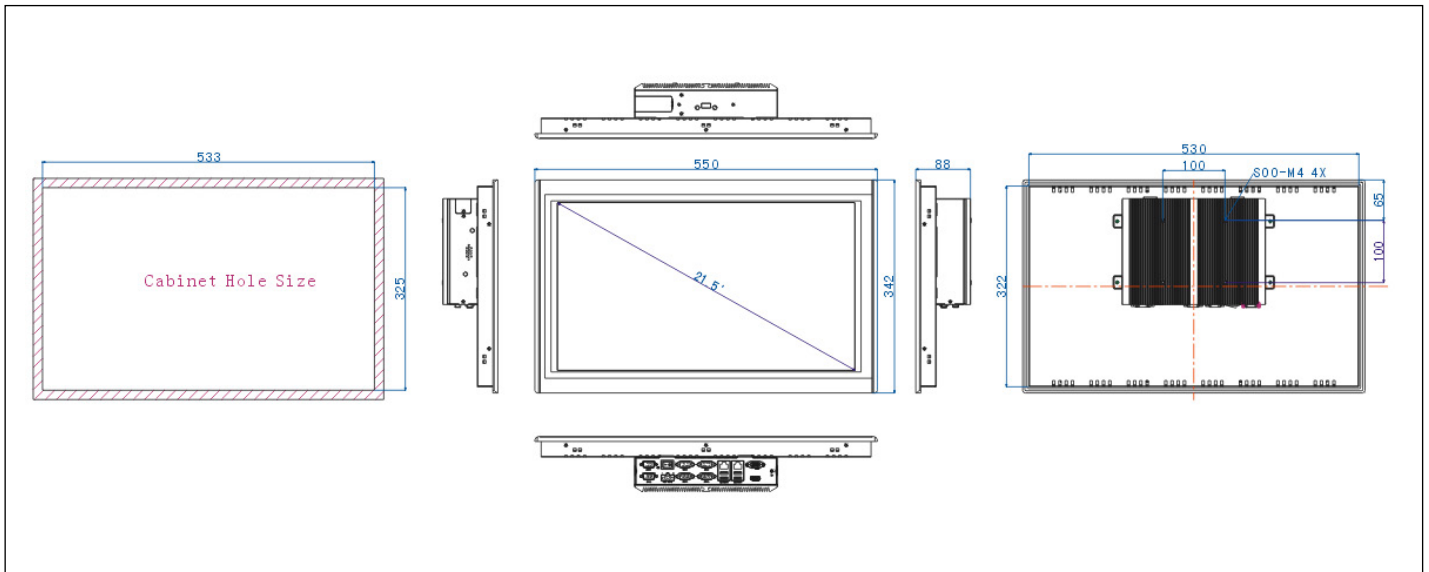
Vibrating : 50~500Hz, 1.5G, 0.15mm Peak to peak

Shock : 10G/peak (11ms sec)

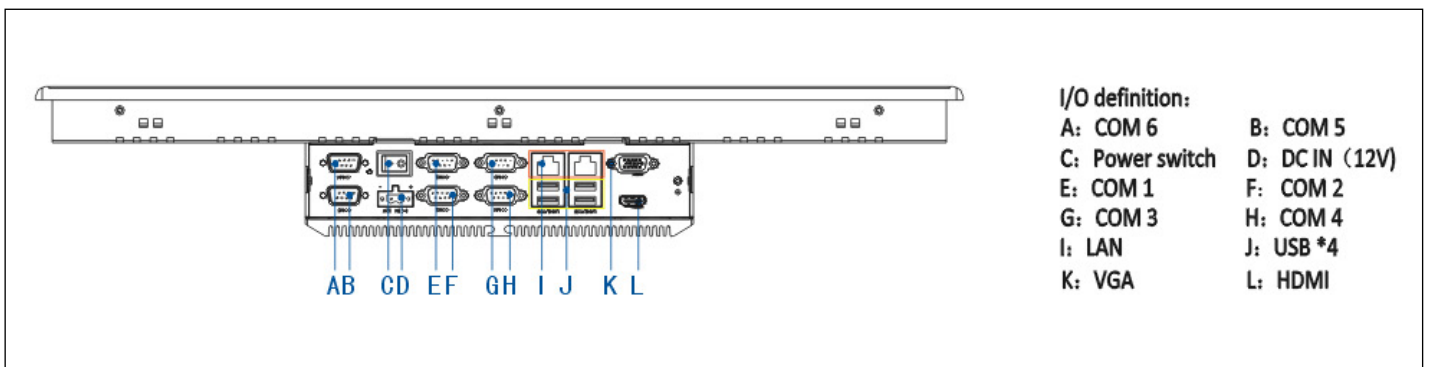
Power in : DC 12V

Consumption : 27 watt

Dimensions



I/O definition



Ordering Information

TPC6000-A2152-T	: 21.5 inch TFT LCD/Resolution 1920×1080/Resistive touch screen/J1900/E3845 CPU/2*LAN/1*USB3.0/3*USB2.0/5*RS232/1*RS232 or RS485/1*HDMI/1*VGA/DC12V
TPC6000-A2152-TW	: 21.5 inch TFT LCD/Resolution 1920×1080/Resistive touch screen/J1900/E3845 CPU/2*LAN/1*USB3.0/3*USB2.0/5*RS232/1*RS232 or RS485/1*HDMI/1*VGA/WIFI/DC12V
TPC6000-A2152-TA	: 21.5 inch TFT LCD/Resolution 1920×1080/Resistive touch screen/J1900/E3845 CPU/2*LAN/1*USB3.0/3*USB2.0/4*RS232/1*RS232 or RS485/1*RS485/1*HDMI/1*VGA/DC12V
TPC6000-A2152-TAW	: 21.5 inch TFT LCD/Resolution 1920×1080/Resistive touch screen/J1900/E3845 CPU/2*LAN/1*USB3.0/3*USB2.0/4*RS232/1*RS232 or RS485/1*RS485/1*HDMI/1*VGA/WIFI/DC12V
TPC6000-A2152-TB	: 21.5 inch TFT LCD/Resolution 1920×1080/Resistive touch screen/J1900/E3845 CPU/2*LAN/1*USB3.0/3*USB2.0/3*RS232/1*RS232 or RS485/2*RS485/1*HDMI/1*VGA/DC12V
TPC6000-A2152-TBW	: 21.5 inch TFT LCD/Resolution 1920×1080/Resistive touch screen/J1900/E3845 CPU/2*LAN/1*USB3.0/3*USB2.0/3*RS232/1*RS232 or RS485/2*RS485/1*HDMI/1*VGA/WIFI/DC12V

If you need memory and hard disk, please contact with sales, for example, with DDR3 2G memory and SSD16G:

TPC6000-A2152-TA-2G-SSD16G	: 21.5 inch TFT LCD/Resolution 1920×1080/Resistive touch screen/J1900/E3845 CPU/2*LAN/1*USB3.0/3*USB 2.0/4*RS232/1*RS232 or RS485/1*RS485/1*HDMI/1*VGA/DDR3 2G/SSD16G/DC12V
----------------------------	---